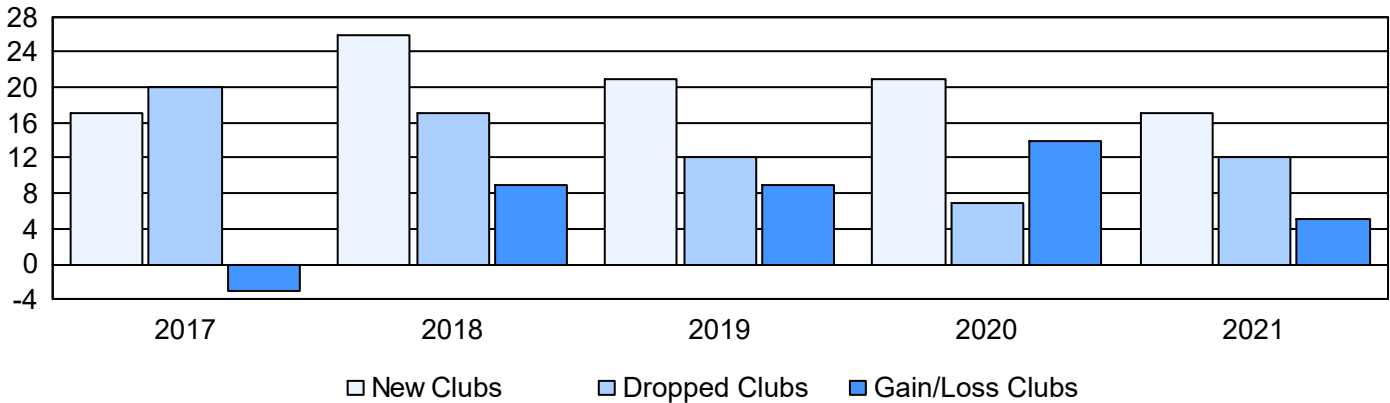
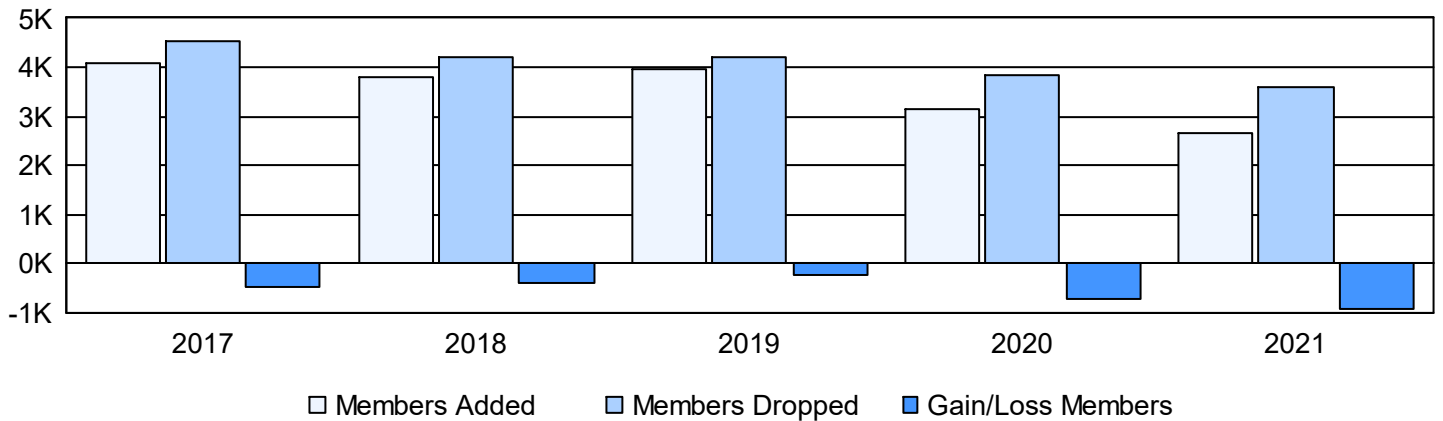


Year	New Clubs	Dropped Clubs	Gain/ Loss Clubs	New Members	Charter Members	Reinstate Members	Transfer Members	Total Member Added	Total Members Dropped	Gain/ Loss Members
2016-2017	17	20	-3	3,138	455	195	281	4,069	4,549	-480
2017-2018	26	17	9	2,689	678	131	300	3,798	4,213	-415
2018-2019	21	12	9	2,891	584	170	303	3,948	4,191	-243
2019-2020	21	7	14	2,220	570	115	242	3,147	3,853	-706
2020-2021	17	12	5	1,806	476	138	227	2,647	3,583	-936
<b>Average</b>	<b>20</b>	<b>14</b>	<b>7</b>	<b>2,549</b>	<b>553</b>	<b>150</b>	<b>271</b>	<b>3,522</b>	<b>4,078</b>	<b>-556</b>

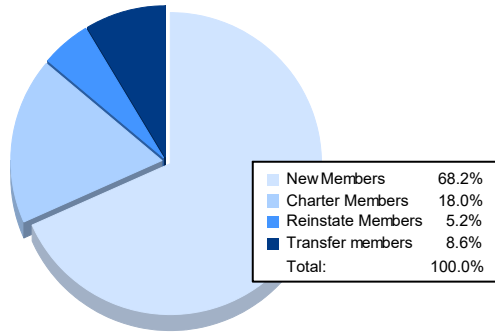
### Clubs



### Members



### Membership Composition June 2021 Cumulative



### Gender Composition June 2021 Cumulative

